

FORM NO. MGT-7

[Pursuant to sub-Section(1) of section 92 of the Companies Act, 2013 and sub-rule (1) of rule 11of the Companies (Management and Administration) Rules, 2014]



Annual Return

(other than OPCs and Small Companies)

Form language ☒ English ☐ Hindi

Refer the instruction kit for filing the form.

I. REGISTRATION AND OTHER DETAILS

(i) * Corporate Identification Number (CIN) of the company

L74999DL1987PLC029553

Pre-fill

Global Location Number (GLN) of the company

* Permanent Account Number (PAN) of the company

AAACS0512J

(ii) (a) Name of the company

SANDHAR TECHNOLOGIES LM

(b) Registered office address

B-6/20, L.S.C.
SAFDARJUNG ENCLAVE
NEW DELHI
New Delhi
Delhi
110020

(c) *e-mail ID of the company

corporate.legal@sandhar.in

(d) *Telephone number with STD code

01244518900

(e) Website

www.sandhargroup.com

(iii) Date of Incorporation

19/10/1987

(iv)	Type of the Company	Category of the Company	Sub-category of the Company
	Public Company	Company limited by shares	Indian Non-Government company

(v) Whether company is having share capital

☒ Yes

☐ No

(vi) *Whether shares listed on recognized Stock Exchange(s)

☒ Yes

☐ No

(a) Details of stock exchanges where shares are listed

S. No.	Stock Exchange Name	Code
1	BSE LIMITED	1
2	NATIONAL STOCK EXCHANGE OF INDIA LIMITED	1,024

(b) CIN of the Registrar and Transfer Agent

U67190MH1999PTC118368

Pre-fill

Name of the Registrar and Transfer Agent

LINK INTIME INDIA PRIVATE LIMITED

Registered office address of the Registrar and Transfer Agents

C-101, 1st Floor, 247 Park, Lal Bahadur Shastri Marg, Vikh
roli (West), NA

(vii) *Financial year From date 01/04/2023 (DD/MM/YYYY) To date 31/03/2024 (DD/MM/YYYY)

(viii) *Whether Annual general meeting (AGM) held ☐ Yes ☒ No

(a) If yes, date of AGM

(b) Due date of AGM

30/09/2024

(c) Whether any extension for AGM granted

☐ Yes ☒ No

(f) Specify the reasons for not holding the same

The 32nd Annual General Meeting to be held on 24th September, 2024

II. PRINCIPAL BUSINESS ACTIVITIES OF THE COMPANY

*Number of business activities

1

S.No	Main Activity group code	Description of Main Activity group	Business Activity Code	Description of Business Activity	% of turnover of the company
1	C	Manufacturing	C7	Metal and metal products	100

III. PARTICULARS OF HOLDING, SUBSIDIARY AND ASSOCIATE COMPANIES (INCLUDING JOINT VENTURES)

*No. of Companies for which information is to be given

13

Pre-fill All

S.No	Name of the company	CIN / FCRN	Holding/ Subsidiary/Associate/ Joint Venture	% of shares held
1	SANDHAR TOOLING PRIVATE L +	U28939DL2002PTC114374	Subsidiary	100
2	SANDHAR ENGINEERING PRIVA +	U35999HR2021PTC098487	Subsidiary	100
3	SANDHAR AUTO ELECTRIC SOL +	U34300HR2022PTC100410	Subsidiary	100
4	SANDHAR AUTOMOTIVE SYSTE +	U36100HR2017PTC069555	Subsidiary	100
5	SANDHAR AUTO CASTINGS PR +	U28100HR2020PTC087939	Subsidiary	100
6	Sandhar Technologies Barcelo +		Subsidiary	100
7	SANDHAR HAN SUNG TECHNOL +	U28100HR2014PTC067295	Joint Venture	50
8	JINYOUNG SANDHAR MECHANI +	U36990HR2017PTC068220	Joint Venture	50
9	SANDHAR AMKIN INDUSTRIES +	U36100DL2017PTC323315	Joint Venture	69.12
10	KWANGSUNG SANDHAR TECH +	U29100HR2019PTC078337	Joint Venture	50
11	SANDHAR WHETRON ELECTRON +	U29100HR2018PTC075043	Joint Venture	50
12	WINNERCOM SANDHAR TECHN +	U29100DL2019PTC354114	Joint Venture	50
13	SANDHAR HAN SHIN AUTO TE +	U29308DL2019PTC358000	Joint Venture	50

IV. SHARE CAPITAL, DEBENTURES AND OTHER SECURITIES OF THE COMPANY

(i) *SHARE CAPITAL

(a) Equity share capital

Particulars	Authorised capital	Issued capital	Subscribed capital	Paid up capital
Total number of equity shares	68,000,000	60,190,708	60,190,708	60,190,708
Total amount of equity shares (in Rupees)	680,000,000	601,907,080	601,907,080	601,907,080

Number of classes

1

Class of Shares	Authorised capital	Issued capital	Subscribed capital	Paid up capital
Equity Shares				
Number of equity shares	68,000,000	60,190,708	60,190,708	60,190,708
Nominal value per share (in rupees)	10	10	10	10
Total amount of equity shares (in rupees)	680,000,000	601,907,080	601,907,080	601,907,080

(b) Preference share capital

Particulars	Authorised capital	Issued capital	Subscribed capital	Paid-up capital
Total number of preference shares	200,000	0	0	0
Total amount of preference shares (in rupees)	20,000,000	0	0	0

Number of classes

1

Class of shares	Authorised capital	Issued capital	Subscribed capital	Paid up capital
Preference Shares				
Number of preference shares	200,000	0	0	0
Nominal value per share (in rupees)	100	100	100	100
Total amount of preference shares (in rupees)	20,000,000	0		

(c) Unclassified share capital

Particulars	Authorised Capital
Total amount of unclassified shares	0

(d) Break-up of paid-up share capital

Class of shares	Number of shares			Total nominal amount	Total Paid-up amount	Total premium
Equity shares	Physical	DEMAT	Total			
At the beginning of the year	0	60,190,708	60190708	601,907,080	601,907,080	
Increase during the year	0	0	0	0	0	0
i. Public Issues	0	0	0	0	0	0
ii. Rights issue	0	0	0	0	0	0
iii. Bonus issue	0	0	0	0	0	0
iv. Private Placement/ Preferential allotment	0	0	0	0	0	0
v. ESOPs	0	0	0	0	0	0
vi. Sweat equity shares allotted	0	0	0	0	0	0
vii. Conversion of Preference share	0	0	0	0	0	0
viii. Conversion of Debentures	0	0	0	0	0	0
ix. GDRs/ADRs	0	0	0	0	0	0

x. Others, specify <div></div>						
Decrease during the year	0	0	0	0	0	0
i. Buy-back of shares	0	0	0	0	0	0
ii. Shares forfeited	0	0	0	0	0	0
iii. Reduction of share capital	0	0	0	0	0	0
iv. Others, specify <div></div>						
At the end of the year	0	60,190,708	60190708	601,907,080	601,907,080	
Preference shares						
At the beginning of the year	0	0	0	0	0	
Increase during the year	0	0	0	0	0	0
i. Issues of shares	0	0	0	0	0	0
ii. Re-issue of forfeited shares	0	0	0	0	0	0
iii. Others, specify <div></div>						
Decrease during the year	0	0	0	0	0	0
i. Redemption of shares	0	0	0	0	0	0
ii. Shares forfeited	0	0	0	0	0	0
iii. Reduction of share capital	0	0	0	0	0	0
iv. Others, specify <div></div>						
At the end of the year	0	0	0	0	0	

ISIN of the equity shares of the company

(ii) Details of stock split/consolidation during the year (for each class of shares)

0

Class of shares		(i)	(ii)	(iii)
Before split / Consolidation	Number of shares			
	Face value per share			
After split / Consolidation	Number of shares			
	Face value per share			

(iii) Details of shares/Debentures Transfers since closure date of last financial year (or in the case of the first return at any time since the incorporation of the company) *

☒ Nil

[Details being provided in a CD/Digital Media]

☐ Yes ☐ No ☐ Not Applicable

Separate sheet attached for details of transfers

☐ Yes ☐ No

Note: In case list of transfer exceeds 10, option for submission as a separate sheet attachment or submission in a CD/Digital Media may be shown.

Date of the previous annual general meeting			
Date of registration of transfer (Date Month Year)			
Type of transfer		1 - Equity, 2 - Preference Shares, 3 - Debentures, 4 - Stock	
Number of Shares/ Debentures/ Units Transferred		Amount per Share/ Debenture/Unit (in Rs.)	
Ledger Folio of Transferor			
Transferor's Name			
	Surname	middle name	first name
Ledger Folio of Transferee			

Transferee's Name	<input type="text"/>	<input type="text"/>	<input type="text"/>
	Surname	middle name	first name

Date of registration of transfer (Date Month Year)	<input type="text"/>
--	----------------------

Type of transfer	<input type="text"/>	1 - Equity, 2- Preference Shares,3 - Debentures, 4 - Stock
------------------	----------------------	--

Number of Shares/ Debentures/ Units Transferred	<input type="text"/>	Amount per Share/ Debenture/Unit (in Rs.)	<input type="text"/>
---	----------------------	---	----------------------

Ledger Folio of Transferor	<input type="text"/>
----------------------------	----------------------

Transferor's Name	<input type="text"/>	<input type="text"/>	<input type="text"/>
	Surname	middle name	first name

Ledger Folio of Transferee	<input type="text"/>
----------------------------	----------------------

Transferee's Name	<input type="text"/>	<input type="text"/>	<input type="text"/>
	Surname	middle name	first name

(iv) *Debentures (Outstanding as at the end of financial year)

Particulars	Number of units	Nominal value per unit	Total value
Non-convertible debentures	0	0	0
Partly convertible debentures	0	0	0
Fully convertible debentures	0	0	0
Total			0

Details of debentures

Class of debentures	Outstanding as at the beginning of the year	Increase during the year	Decrease during the year	Outstanding as at the end of the year
Non-convertible debentures	0	0	0	0
Partly convertible debentures	0	0	0	0
Fully convertible debentures	0	0	0	0

(v) Securities (other than shares and debentures)

0

Type of Securities	Number of Securities	Nominal Value of each Unit	Total Nominal Value	Paid up Value of each Unit	Total Paid up Value
Total					

V. *Turnover and net worth of the company (as defined in the Companies Act, 2013)

(i) Turnover

27,156,654,628.71

(ii) Net worth of the Company

9,850,596,415.56

VI. (a) *SHARE HOLDING PATTERN - Promoters


S. No.	Category	Equity		Preference	
		Number of shares	Percentage	Number of shares	Percentage
1.	Individual/Hindu Undivided Family				
	(i) Indian	37,298,118	61.97	0	
	(ii) Non-resident Indian (NRI)	0	0	0	
	(iii) Foreign national (other than NRI)	0	0	0	
2.	Government				
	(i) Central Government	0	0	0	
	(ii) State Government	0	0	0	
	(iii) Government companies	0	0	0	
3.	Insurance companies	0	0	0	
4.	Banks	0	0	0	
5.	Financial institutions	0	0	0	

6.	Foreign institutional investors	0	0	0	
7.	Mutual funds	0	0	0	
8.	Venture capital	0	0	0	
9.	Body corporate (not mentioned above)	0	0	0	
10.	Others Body Corporate	5,064,127	8.41	0	
	Total	42,362,245	70.38	0	0

Total number of shareholders (promoters)

10

(b) *SHARE HOLDING PATTERN - Public/Other than promoters

S. No.	Category	Equity		Preference	
		Number of shares	Percentage	Number of shares	Percentage
1.	Individual/Hindu Undivided Family				
	(i) Indian	6,296,844	10.46	0	
	(ii) Non-resident Indian (NRI)	356,596	0.59	0	
	(iii) Foreign national (other than NRI)	0	0	0	
2.	Government				
	(i) Central Government	0	0	0	
	(ii) State Government	0	0	0	
	(iii) Government companies	0	0	0	
3.	Insurance companies	0	0	0	
4.	Banks	0	0	0	
5.	Financial institutions	0	0	0	
6.	Foreign institutional investors	889,794	1.48	0	
7.	Mutual funds	9,378,977	15.58	0	
8.	Venture capital	0	0	0	
9.	Body corporate (not mentioned above)	561,555	0.93	0	
10.	Others Alternate Investment Fund: 	344,697	0.57	0	

	Total	17,828,463	29.61	0	0
--	--------------	------------	-------	---	---

Total number of shareholders (other than promoters)

37,260

**Total number of shareholders (Promoters+Public/
Other than promoters)**

37,270

(c) *Details of Foreign institutional investors' (FIIs) holding shares of the company

39

Name of the FII	Address	Date of Incorporation	Country of Incorporation	Number of shares held	% of shares held
THE EMERGING MARK +	CITIBANK N.A. CUSTODY SERVICES +			11,788	0.01
ALASKA PERMANENT +	STANDARD CHARTERED BANK SEC +			1,975	0
EMERGING MARKETS (C +	DEUTSCHE BANK AG, DB HOUSE H +			9,550	0.01
INDIA AVENUE EQUITY +	BNP PARIBAS HOUSE 1 NORTH AV +			48,905	0.08
COPTHALL MAURITIUS +	JP Morgan Chase Bank N.A, INDIA +			284	0
DIMENSIONAL FUNDS +	DEUTSCHE BANK AG, DB HOUSE H +			2,366	0
LOS ANGELES CITY EM +	CITIBANK N.A. CUSTODY SERVICES +			2,986	0
SAMSUNG EMERGING +	DEUTSCHE BANK AG, DB HOUSE H +			4,000	0
SAMSUNG EMERGING +	DEUTSCHE BANK AG DB HOUSE, H +			6,000	0.01
SAMSUNG INDIA SMA +	DEUTSCHE BANK AG, DB HOUSE H +			206,000	0.34
SAMSUNG YELLOW UI +	HSBC SECURITIES SERVICES 11TH F +			36,000	0.05
BNP PARIBAS FINANC +	BNP PARIBAS, CUSTODY OPERATIO +			916	0
DIMENSIONAL EMERG +	CITIBANK N.A. CUSTODY SERVICES +			4,753	0
EMERGING MARKETS S +	CITIBANK N.A. CUSTODY SERVICES +			3,542	0
MORGAN STANLEY AS +	CITIBANK N.A. CUSTODY SERVICES +			8,764	0.01
NATIONAL RAILROAD +	CITIBANK N.A. CUSTODY SERVICES +			7,353	0.01
THE UNIVERSITY OF TE +	DEUTSCHE BANK AG, DB HOUSE H +			15,902	0.02
VIRGINIA RETIREMENT +	STANDARD CHARTERED BANK SEC +			11,633	0.01
WORLD EX U.S. CORE +	CITIBANK N.A. CUSTODY SERVICES +			3,136	0
ACADIAN EMERGING I +	DEUTSCHE BANK AG, DB HOUSE H +			17,439	0.02

Name of the FII	Address	Date of Incorporation	Country of Incorporation	Number of shares held	% of shares held
BUMA-UNIVERSAL-FO +	JP Morgan Chase Bank N.A, INDIA +			13,400	0.02
CITY OF NEW YORK GF +	HSBC SECURITIES SERVICES 11TH F +			597	0
EMERGING MARKETS +	DEUTSCHE BANK AG, DB HOUSE H +			5,405	0
QUADRATURE CAPITA +	JP Morgan Chase Bank N.A, India S +			7,798	0
SAMSUNG INDIA SECU +	DEUTSCHE BANK AG DB HOUSE, H +			255,000	0.42

VII. *NUMBER OF PROMOTERS, MEMBERS, DEBENTURE HOLDERS
(Details, Promoters, Members (other than promoters), Debenture holders)

Details	At the beginning of the year	At the end of the year
Promoters	11	10
Members (other than promoters)	30,720	37,260
Debenture holders	0	0

VIII. DETAILS OF DIRECTORS AND KEY MANAGERIAL PERSONNEL



(A) *Composition of Board of Directors

Category	Number of directors at the beginning of the year		Number of directors at the end of the year		Percentage of shares held by directors as at the end of year	
	Executive	Non-executive	Executive	Non-executive	Executive	Non-executive
A. Promoter	1	3	1	3	53.61	6.95
B. Non-Promoter	0	6	0	7	0	0
(i) Non-Independent	0	1	0	1	0	0
(ii) Independent	0	5	0	6	0	0
C. Nominee Directors representing	0	0	0	0	0	0
(i) Banks & FIs	0	0	0	0	0	0
(ii) Investing institutions	0	0	0	0	0	0
(iii) Government	0	0	0	0	0	0
(iv) Small share holders	0	0	0	0	0	0
(v) Others	0	0	0	0	0	0



Total	1	9	1	10	53.61	6.95
-------	---	---	---	----	-------	------

Number of Directors and Key managerial personnel (who is not director) as on the financial year end date 13

(B) (i) *Details of directors and Key managerial personnel as on the closure of financial year

Name	DIN/PAN	Designation	Number of equity share(s) held	Date of cessation (after closure of financial year : If any)
DHARMENDAR NATH 	00002008	Director	0	23/05/2024
JAYANT DAVAR	00100801	Managing Director	32,270,978	
MONICA DAVAR	00100875	Director	2,622,930	
NEEL JAY DAVAR	09201336	Director	1,555,995	
SANDEEP DINODIA	00005395	Director	5,200	
VIKRAMPATI SINGHA 	00040659	Director	0	
ARJUN SHARMA	00003306	Director	0	
VIMAL MAHENDRU	00006016	Director	0	
ARVIND KAPUR	00096308	Director	0	
ARCHANA CAPOOR	01204170	Director	0	
BHARAT ANAND	02806475	Director	0	
YASHPAL JAIN	ABAPJ0583G	CFO	0	
YASHPAL JAIN	ABAPJ0583G	Company Secretar	0	

(ii) Particulars of change in director(s) and Key managerial personnel during the year 4

Name	DIN/PAN	Designation at the beginning / during the financial year	Date of appointment/ change in designation/ cessation	Nature of change (Appointment/ Change in designation/ Cessation)
VIKRAMPATI SINGH 	00040659	Additional director	09/08/2023	APPOINTMENT
VIKRAMPATI SINGH 	00040659	Director	21/09/2023	CHANGE IN DESIGNATION
KOMAL MALIK	ASUPM7995A	Company Secretary	15/01/2024	CESSATION
YASHPAL JAIN	ABAPJ0583G	Company Secretary	09/02/2024	APPOINTMENT

IX. MEETINGS OF MEMBERS/CLASS OF MEMBERS/BOARD/COMMITTEES OF THE BOARD OF DIRECTORS

A. MEMBERS/CLASS /REQUISITIONED/NCLT/COURT CONVENED MEETINGS

Number of meetings held

1

Type of meeting	Date of meeting	Total Number of Members entitled to attend meeting	Attendance	
			Number of members attended	% of total shareholding
ANNUAL GENERAL MEETING	21/09/2023	29,110	131	70.39

B. BOARD MEETINGS

*Number of meetings held

5

S. No.	Date of meeting	Total Number of directors associated as on the date of meeting	Attendance	
			Number of directors attended	% of attendance
1	25/05/2023	10	10	100
2	09/08/2023	10	10	100
3	09/11/2023	11	11	100
4	08/02/2024	11	10	90.91
5	20/03/2024	11	8	72.73

C. COMMITTEE MEETINGS

Number of meetings held

18

S. No.	Type of meeting	Date of meeting	Total Number of Members as on the date of the meeting	Attendance	
				Number of members attended	% of attendance
1	AUDIT COMMITTEE	25/05/2023	3	3	100
2	AUDIT COMMITTEE	09/08/2023	3	3	100
3	AUDIT COMMITTEE	09/11/2023	3	3	100
4	AUDIT COMMITTEE	08/02/2024	3	3	100
5	NOMINATION COMMITTEE	09/08/2023	3	3	100
6	NOMINATION COMMITTEE	30/01/2023	3	3	100
7	STAKEHOLDER COMMITTEE	31/01/2024	3	3	100
8	CORPORATE SOCIAL RESPONSIBILITY COMMITTEE	24/05/2023	3	3	100

S. No.	Type of meeting	Date of meeting	Total Number of Members as on the date of the meeting	Attendance	
				Number of members attended	% of attendance
9	CORPORATE	07/08/2023	3	3	100
10	CORPORATE	09/11/2023	3	3	100

D. *ATTENDANCE OF DIRECTORS

S. No.	Name of the director	Board Meetings			Committee Meetings			Whether attended AGM held on
		Number of Meetings which director was entitled to attend	Number of Meetings attended	% of attendance	Number of Meetings which director was entitled to attend	Number of Meetings attended	% of attendance	
								(Y/N/NA)
1	DHARMENDA	5	4	80	7	1	14.29	
2	JAYANT DAVAR	5	5	100	10	10	100	
3	MONICA DAVAR	5	5	100	10	9	90	
4	NEEL JAY DAVAR	5	5	100	0	0	0	
5	SANDEEP DIXIT	5	5	100	6	6	100	
6	VIKRAMPATIL	3	3	100	0	0	0	
7	ARJUN SHARMA	5	4	80	3	3	100	
8	VIMAL MAHEIKAR	5	5	100	7	4	57.14	
9	ARVIND KAPUR	5	5	100	16	15	93.75	
10	ARCHANA CHAVHAN	5	4	80	6	6	100	
11	BHARAT ANAND	5	4	80	0	0	0	

X. *REMUNERATION OF DIRECTORS AND KEY MANAGERIAL PERSONNEL

☐ Nil

Number of Managing Director, Whole-time Directors and/or Manager whose remuneration details to be entered

1

S. No.	Name	Designation	Gross Salary	Commission	Stock Option/Sweat equity	Others	Total Amount
1	JAYANT DAVAR	MANAGING DIRECTOR	13,440,000	62,509,410	0	910,800	76,860,210
	Total		13,440,000	62,509,410	0	910,800	76,860,210

Number of CEO, CFO and Company secretary whose remuneration details to be entered

2

S. No.	Name	Designation	Gross Salary	Commission	Stock Option/ Sweat equity	Others	Total Amount
1	YASHPAL JAIN	CHIEF FINANCIAL OFFICER	12,962,000	0	0	0	12,962,000
2	KOMAL MALIK	COMPANY SECRETARY	2,628,000	0	0	0	2,628,000
	Total		15,590,000	0	0	0	15,590,000

Number of other directors whose remuneration details to be entered

10

S. No.	Name	Designation	Gross Salary	Commission	Stock Option/ Sweat equity	Others	Total Amount
1	DHARMENDER NAHATA	DIRECTOR	0	200,000	0	200,000	400,000
2	MONICA DAVAR	DIRECTOR	0	200,000	0	250,000	450,000
3	NEEL JAY DAVAR	DIRECTOR	0	200,000	0	250,000	450,000
4	SANDEEP DINODIA	DIRECTOR	0	200,000	0	390,000	590,000
5	VIKRAMPATI SINGH	INDEPENDENT DIRECTOR	0	150,000	0	200,000	350,000
6	ARJUN SHARMA	INDEPENDENT DIRECTOR	0	200,000	0	340,000	540,000
7	VIMAL MAHENDRULAL	INDEPENDENT DIRECTOR	0	200,000	0	370,000	570,000
8	ARVIND KAPUR	INDEPENDENT DIRECTOR	0	200,000	0	530,000	730,000
9	ARCHANA CAPOOR	INDEPENDENT DIRECTOR	0	200,000	0	460,000	660,000
10	BHARAT ANAND	INDEPENDENT DIRECTOR	0	200,000	0	250,000	450,000
	Total		0	1,950,000	0	3,240,000	5,190,000

XI. MATTERS RELATED TO CERTIFICATION OF COMPLIANCES AND DISCLOSURES

- * A. Whether the company has made compliances and disclosures in respect of applicable provisions of the Companies Act, 2013 during the year ☒ Yes ☐ No

B. If No, give reasons/observations

XII. PENALTY AND PUNISHMENT - DETAILS THEREOF

(A) DETAILS OF PENALTIES / PUNISHMENT IMPOSED ON COMPANY/DIRECTORS /OFFICERS ☒ Nil

Name of the company/ directors/ officers	Name of the court/ concerned Authority	Date of Order	Name of the Act and section under which penalised / punished	Details of penalty/ punishment	Details of appeal (if any) including present status

(B) DETAILS OF COMPOUNDING OF OFFENCES ☒ Nil

Name of the company/ directors/ officers	Name of the court/ concerned Authority	Date of Order	Name of the Act and section under which offence committed	Particulars of offence	Amount of compounding (in Rupees)

XIII. Whether complete list of shareholders, debenture holders has been enclosed as an attachment

☒ Yes ☐ No

XIV. COMPLIANCE OF SUB-SECTION (2) OF SECTION 92, IN CASE OF LISTED COMPANIES

In case of a listed company or a company having paid up share capital of Ten Crore rupees or more or turnover of Fifty Crore rupees or more, details of company secretary in whole time practice certifying the annual return in Form MGT-8.

Name

KK SACHDEVA & ASSOCIATES

Whether associate or fellow

☐ Associate ☒ Fellow

Certificate of practice number

4721

I/We certify that:

(a) The return states the facts, as they stood on the date of the closure of the financial year aforesaid correctly and adequately.

(b) Unless otherwise expressly stated to the contrary elsewhere in this Return, the Company has complied with all the provisions of the Act during the financial year.

Declaration

I am Authorised by the Board of Directors of the company vide resolution no. ...

12a

dated

23/05/2024

(DD/MM/YYYY) to sign this form and declare that all the requirements of the Companies Act, 2013 and the rules made thereunder in respect of the subject matter of this form and matters incidental thereto have been complied with. I further declare that:

1. Whatever is stated in this form and in the attachments thereto is true, correct and complete and no information material to the subject matter of this form has been suppressed or concealed and is as per the original records maintained by the company.
2. All the required attachments have been completely and legibly attached to this form.

Note: Attention is also drawn to the provisions of Section 447, section 448 and 449 of the Companies Act, 2013 which provide for punishment for fraud, punishment for false statement and punishment for false evidence respectively.

To be digitally signed by

Director

DIN of the director

00100801

To be digitally signed by

- ☒ Company Secretary
- ☐ Company secretary in practice

Membership number

13981

Certificate of practice number

Attachments

1. List of share holders, debenture holders
2. Approval letter for extension of AGM;
3. Copy of MGT-8;
4. Optional Attachement(s), if any

Attach

Attach

Attach

Attach

List of attachments

Remove attachment

Modify

Check Form

Prescrutiny

Submit

This eForm has been taken on file maintained by the Registrar of Companies through electronic mode and on the basis of statement of correctness given by the company